




2024 GFL Fundraising Tournament: 6.1.24

Instructions for Player Registration Only

Team Captain instructions are on [page 4](#).

Thank you for taking part in this year’s GFL fundraising soccer tournament and we look forward to seeing **you on June 1st**. Whether you’re a team captain and you want to create your team or a player ready to join one, you [can register by following this link and clicking the “Register” button](#).



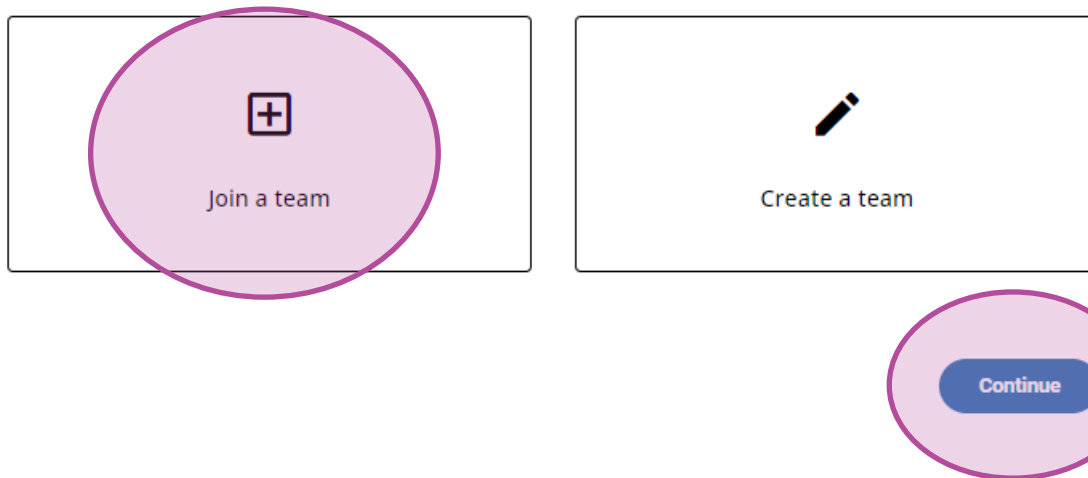
The steps outlined below are for [Player Registration](#). Team Captain instructions are on [page 4](#). In order for you to join your team, your Team Captain needs to create the team.

1: Join a Team

[Click here to go to registration page](#)

For [player registration](#), select “Join a Team” and hit the continue button to proceed

How will you participate?

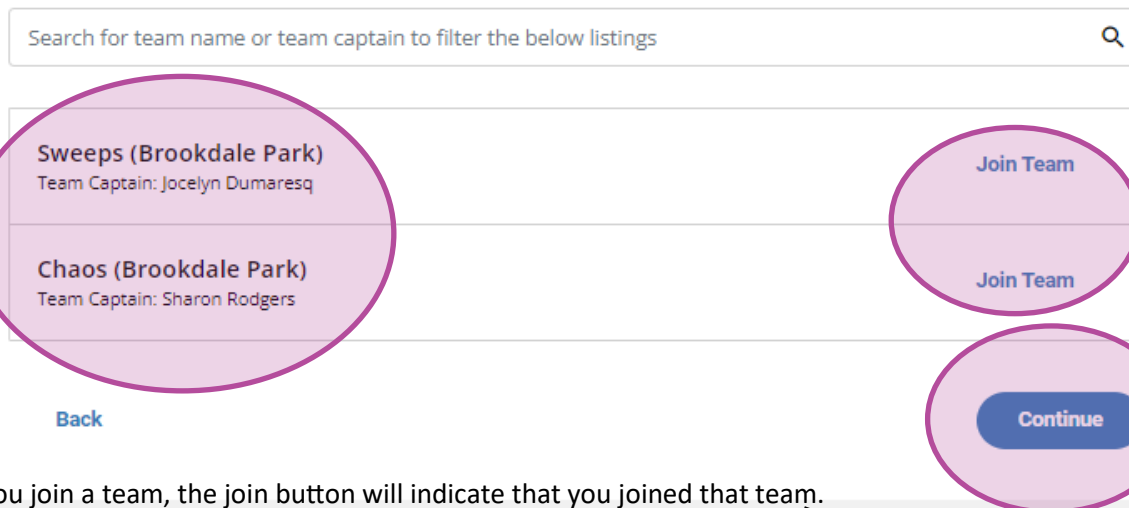


2: Select Your Team

The next screen will display the registered teams. Select your team by hitting the “Join Team” next to your selected team. Hit continue to proceed. **If you don’t see you team listed, contact your team captain.**

Join a team

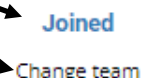
Select the team you would like to join below.



Note: once you join a team, the join button will indicate that you joined that team. You also have the option to change your team selection.

All players need to have a signed waiver in order to play.

[Click here to download waiver](#)





2024 GFL Fundraising Tournament: 6.1.24

Instructions for Player Registration Only (cont.)

3: Register as a player

Select **1** for quantity next to the player option. Hit the continue button to proceed and you will be prompted to create an account with your email address and password. You can also create an account with your Facebook ID.

Register for GFL 2024 Tournament

Select team member registration type

Registration type	Price	Quantity
Individuals		
Team Captain - 8x8 team Team captain for an 8x8 team. As a team captain, creating your team is the first step, so that your players can join your team.	\$50.00	0
Team Captain - 11x11 team Team captain for an 11x11 team. As a team captain, creating your team is the first step, so that your players can join your team.	\$50.00	0
Team Player If you are a player and your team has already been created, you can register here.	\$50.00	0
Team Captain-Registration only this is only for team captains who are registering their team but will NOT be playing in the tournament.	\$0.00	0

Create an Account

Continue with Facebook

or

Email *
johntesting@testing.com

Username *
johntesting@testing.com

Password *
.....

✓ 8 characters
✓ 1 letter
✓ 1 number

Register

[Back](#)

Continue

4: Enter your contact info / Summary of your account

You will be directed to enter in your contact info and we encourage you to opt-in to receive updates from GFL via email and phone. The summary of your account is also on the right, including your selected team (circled below).

Your Contact Information

Registration Type *
Player

First name * John **Last name *** Testing

Contact Information
Address *
1234 Testing Street

City/Town * Testville **State/Province *** New Jersey **Zip/Postal code *** 07043

Country * UNITED STATES

Email address * johntesting@testing.com

Phone number * (973) 555-8888

Allow GOALS FOR LIFE to contact me by mail (post)
 Allow GOALS FOR LIFE to contact me by email
 Allow GOALS FOR LIFE to contact me by phone

GFL 2024 Tournament

June 1

Brookdale Park
Montclair, NJ 07003

PARTICIPATION
Sweeps

REGISTRATION

Player	\$50.00
Participant	

CHECKOUT

Donation to event	\$0.00
-------------------	--------

Total: \$50.00



2024 GFL Fundraising Tournament: 6.1.24

Instructions for Player Registration Only (cont.)

5: Enter Billing info

At this stage, you will need to enter in your credit card info and the summary of your \$50 donation will appear on the right (circled). As an option, you can also make an additional donation (also circled on the left). You can also elect to display your name on the donor leaderboard and cover the processing fee for the registration.

NOTE: Make sure that you check "Display my name on the donor listing" (circled) as that will index your name on the team roster leaderboard. **This is really important.**

Review and complete registration

Make donation to your event

\$0.00

Display my name on the donor listing

Display my donation amount on the donor listing

Cover the processing fee so that 100% of my registration payment goes to the nonprofit

Payment Information

Cardholder name *

Card number *

Card security number *



Expiration date *

GFL 2024 Tournament



June 1



Brookdale Park
Montclair, NJ 07003

PARTICIPATION

Sweeps

REGISTRATION

Player
John Testing

\$50.00

CHECKOUT

Donation to event

\$0.00

Total: \$50.00

6: Customize your player profile page

Upon completion of your transaction, you will be invited to customize your fundraising page and you will also have a summary of your team information. You can edit your player profile page by simply clicking on any of the modules on the page with text or images (circled below). **Questions?** Please contact us at goalsforlife@comcast.net



CF Carl-Test Ferrara
Profile

Dashboard

Participant Page

Team Page

Emails

Donations

Logout

Edit your page

Content saved

You can add your own content by clicking into the text, image or video boxes below.

Share

View Page

Support Team GFL Team Here

Donate

All players need to have a signed waiver in order to play.

[Click here to download waiver](#)



2024 GFL Fundraising Tournament: 6.1.24

Instructions for Team Captain Only


The steps outlined below are for Team Captains ONLY.


1: Create your Team

[Click here to go to registration page](#)

As a team captain, you will need to create your team and once in place, you can invite your team members to join your newly-created team. To create a team, simply select that option on the first screen and click the 'Continue' button to proceed.

How will you participate?


Join a team


Create a team

[Continue](#)

2: Name Your Team

The next screen will invite you to create a name for your team and set your team fundraising goal. In order for your team members to locate your team, it's really important that you check the options to show your team in search results and on the leaderboard. Click the 'Continue' button.

Create a team

By creating a team you will be designated as the Team Captain and be able to recruit others to join your team.

Team name *

TESTING TEAM

Team fundraising goal

\$0.00

Permissions

- Show TESTING TEAM in search results
- Show TESTING TEAM on leaderboard

[Back](#)

[Continue](#)



2024 GFL Fundraising Tournament: 6.1.24

Instructions for Team Captain Only

The steps outlined below are for Team Captains ONLY.

3: Select your Participation Type as Captain (8x8 or 11x11)

For this year, we will have two team options: 8x8 and 11x11. Select 1 for quantity next to the Team Captain option and make sure that you select either 8x8 or 11x11 team. Hit the continue button to proceed and you will be prompted to create an account with your email address and password.

Register for GFL 2024 Tournament

Your registration type

Registration type	Price	Quantity
Individuals		
Team Captain - 8x8 team <small>Team captain for an 8x8 team. As a team captain, creating your team is the first step, so that your players can join your team.</small>	\$50.00	0
Team Player - 8x8 team <small>If you are a player for an 8x8 team and your team has already been created, you can register here.</small>	\$50.00	0
Team Captain - 11x11 team <small>Team captain for an 11x11 team. As a team captain, creating your team is the first step, so that your players can join your team.</small>	\$50.00	0
Team Player - 11x11 team <small>If you are a player for an 11x11 team and your team has already been created, you can register here.</small>	\$50.00	0

Create an Account

Continue with Facebook

or

Email *

Username *

Password *

✓ 8 characters
✓ 1 letter
✓ 1 number

4: Enter your contact info

Enter your contact info and make sure that you check the option to be visible on search and leaderboards. You can also set your team fundraising goal. You will also see your team summary to the right.

Your Contact Information

Registration Type *

First name *

Last name *

Contact Information

Address *

City/Town *

State/Province *

Zip/Postal code *

Country *

Email address *

Fundraising

Fundraising Goal

Team Fundraising Goal

Show John in search results
 Show John on leaderboards

GFL 2024 Tournament

June 1

Brookdale Park
Montclair, NJ 07003

PARTICIPATION
TESTING TEAM

REGISTRATION

Team Captain \$50.00
Participant

CHECKOUT

Donation to event \$0.00

Total: \$50.00



2024 GFL Fundraising Tournament: 6.1.24

Instructions for Team Captain Only

The steps outlined below are for Team Captains ONLY. If you're a player, go to the first page to learn how to join a team.

5: Enter billing info

Enter your billing info and the team info will also be displayed on the right-hand side. As an option, you can also make an additional donation to your team.

Review and complete registration

Make donation to your event

- Display my name on the donor listing
- Display my donation amount on the donor listing
- Cover the processing fee so that 100% of my registration payment goes to the nonprofit

Payment Information

Cardholder name *

Card number *

Card security number *



Expiration date *

Month: [dropdown] Year: [dropdown]

GFL 2024 Tournament

June 1

Brookdale Park
Montclair, NJ 07003

PARTICIPATION
TESTING TEAM

REGISTRATION
Team Captain Testing Testing \$50.00

CHECKOUT

Donation to event \$0.00

Total: \$50.00

6: Team has been created

Upon completion, you will be directed to your newly-created team page which you can customize the page using the builder.

[Donate](#)

[Share](#)

Support Sweeps

[Join Team](#)

Team Members

Sort by ▾

JD Jocelyn Dumaresq ^C
\$150.00 raised

KL Kathleen Lee
\$50.00 raised \$500.00

Progress bar: [filled portion] [empty portion]

GFL 2024 Tournament

June 1

Brookdale Park
Montclair, NJ 07003

Message Board

Post a comment...

Name

[Customize Fundraising Page](#)

Personalize your fundraising page! Tell your story and add photos, videos. Let your supporters know why you are fundraising and what your cause means to you.

Don't show this tip again.

[Skip](#) [Add](#)



2024 GFL Fundraising Tournament: 6.1.24

Instructions for Team Captain Only

The steps outlined below are for Team Captains ONLY. If you're a player, go to the first page to learn how to join a team.

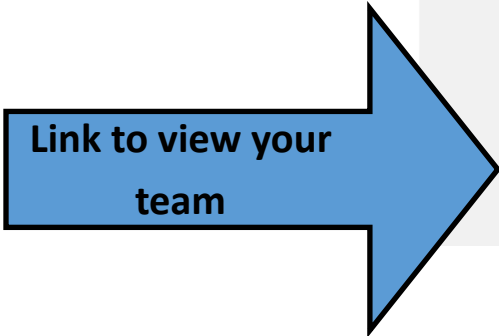
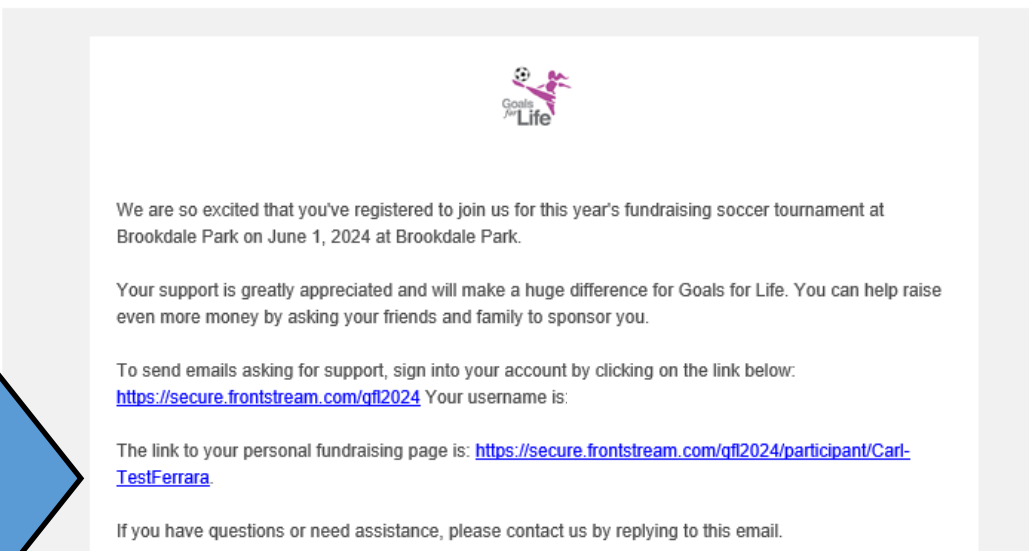
7: View your team

Once you create your team, you will receive an email notification with a link to view your team page (sample below). You can also view the members and activity of your team on the Frontstream platform (step 8 below).

Your registration for GFL 2024 Tournament / Here's your registration for this year's GFL tournament

GOALS FOR LIFE <goalsforlife@comcast.net>
To cferrarak@gmail.com

If there are problems with how this message is displayed, click here to view it in a web browser.



8: View team members

Click the link in the email to view your team page and you will notice a login option in the upper right-hand corner of the team page (circled below). Click on that link to login with your credentials you used when you created your team and account (also circled below). NOTE: Your username will also be in that confirmation email.

Login to your account

Username: your user name goes here

Password:

Log in

Forgot username/password?

Activity Feed: 04/13/24 Carl-Test Ferrara joined your team

Registration: Name: Carl-Test Ferrara, Registration Status: Registered

Carl_TEST: \$0 raised

Download team summary

Copy Page Link

View or download team members

On your team dashboard page, you will see any registration activity, including new registered players in the activity feed (circled). You can also download a copy of all registered users by clicking the "Download team summary" link (circled).